

The Detroit Water and Sewerage Department Presents...

Snoop-A-saurus[®]



an Educational Activity Book

meet snoopasaurus!

Meet SnoopAsaurus, the Detroit Water and Sewerage Department's (DWSD) environmental mascot. SnoopAsaurus is a symbol of a pollution free environment.


Long before wastewater treatment plants existed, dinosaurs, such as SnoopAsaurus, inhabited an environment that was pollution free. Snoop comes from days past with a message for all to fight against environmental pollution.

What is environmental pollution? It's the introduction of undesirable substances into the earth's atmosphere, waters, plant life, human and other life forms.

Let us work with Snoop to keep Detroit and the Detroit River clean. Carefully read this activity book, and then follow SnoopAsaurus' helpful clues. Be sure to share what you learn from SnoopAsaurus with your parents and friends.

Detroit Water and Sewerage Department


HELLO!!



Connect the dots and meet the DWSD'S environmental mascot!

Wastewater treatment helps protect the Detroit River.

R X I O N W A S T E D I S P O S A L R T F W A T E R S H E D G
 Y R T R E A T M E N T I F V U M S D L F A B E L L E I S L E K
 O X P G M F D B B H C X V N S X I X R C O U R P S W S T B A X
 P A R Q V W E C K Q N F V E R S G E T A C P N G T L A M B P U
 W I C W H A T U D J M J W R C O I T M M E I O Q H L C F I H W
 A N L A H T R H R D R A N H R G E B V C Y M I J B Y Q N S Q I
 T T A S H E O W P Q G W A R H G A K R M Q J T K O K B I Y R P
 E E R T G R I U K E P R O T D S H U L L Q A A A M F R L R M M
 R R I E G W T U F T G F E U S E O V R A K E E K S B G C R T D
 Q C F W N A R M G E Q R L A O S T K B C R N R H O T J E Q R T
 U E I A I Y I D U N S S D T E F G O T I I Y C F R P T P U Q X
 A P E T H T V P W B I O E R W N N Q T G G X E P H A C E D W L
 L T R E S V E R P R R T L I B S I N P O R K R X W A M N D N W
 I O S R I J R U S B O A A Q B V M U V L F V H N X K Q O K A V
 T R O N F D C B R H R Q H O D H M L S O T X A C G R C V K E X
 Y P G W S A L I L U W I X R B G I D N I I E G F S R A F P T E
 P V L S I S D J T W C Q Y M W N W V O B L K A P J Y N X Q K B
 L I A O X G Y A P Y O E K Y Q S S E N C G V A T N N U L T F Y
 B R S J E I N K Y G W I I N C I N E R A T I O N L X F W F R S
 D X E V V L P V C S Q F R P O L L U T I O N I N L V W S A E D



AMBASSADOR BRIDGE	WASTE DISPOSAL
BOATING	WATERSHED
DETROIT RIVER	BIOLOGICAL
FREIGHTERS	CLEAN WATER
NATURAL RESOURCE	FISHING
SEWAGE	INTERCEPTOR
TREATMENT	RECREATION
WATER QUALITY	SWIMMING
BELLE ISLE	WASTEWATER
CLARIFIERS	WATERWAY
INCINERATION	POLLUTION

1. The Wastewater treatment plant uses a natural process to treat wastewater.
2. Biological organisms are recycled to clean wastewater 99% bacteria free before its disinfected and released into the Detroit River.
3. Chemicals are added for odor control and to meet government regulations.
4. Once the solids are separated from the water they are processed through landfills, incineration, and other kinds of beneficial reuse.

Find the difference!

Find the 8 Differences between these two pictures!

A



B

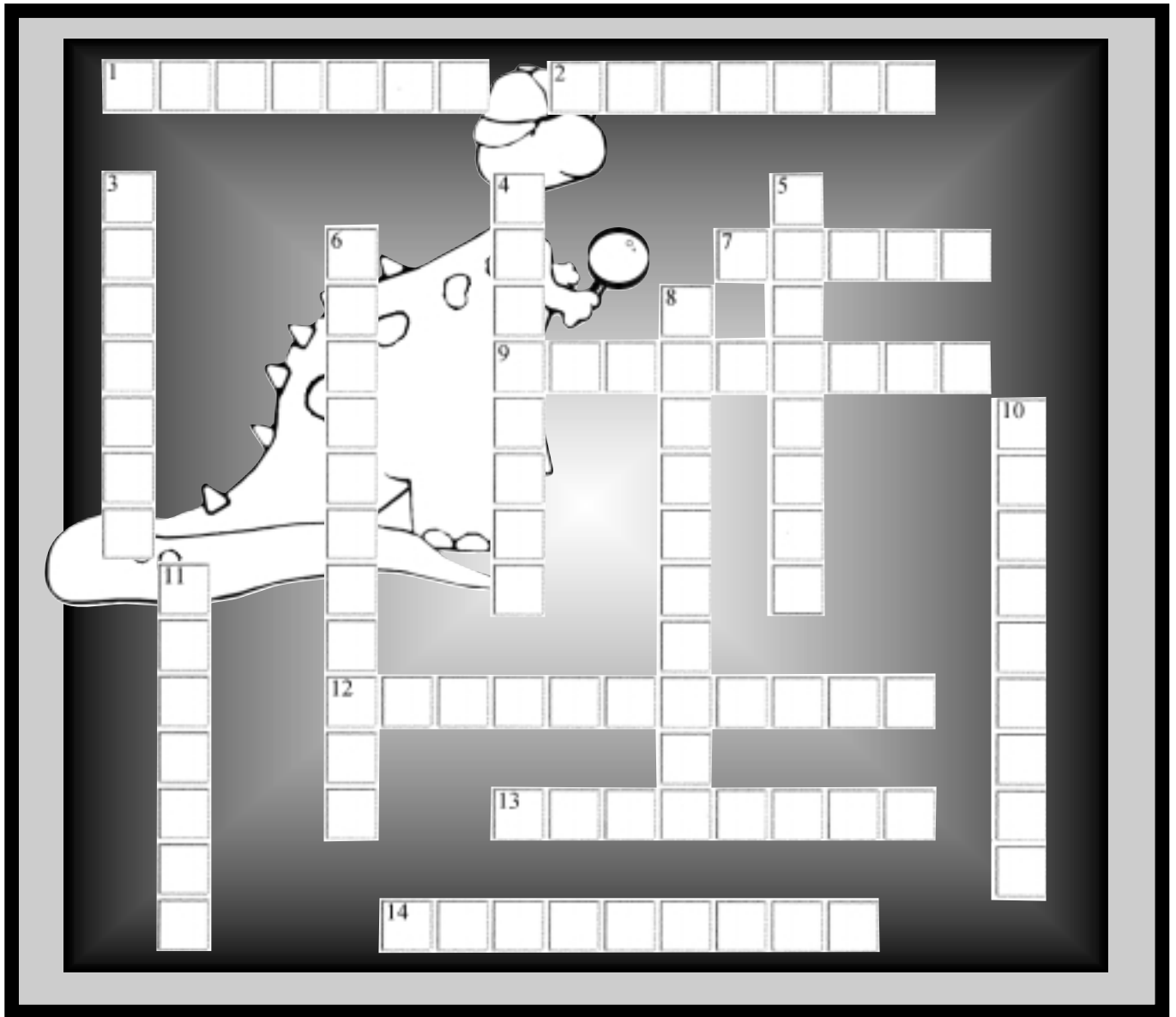


Snoop Says...

Help Keep the Detroit River clean, here are a few ideas...

1. Water users should put garbage in its place - not in the Detroit River.
2. Unblock storm drains of litter & debris so it won't end up in the river.
3. Prevent water pollution by practicing the 3 R's : Reduce, Reuse and Recycle.

beware...



across

1. Damaging or hurtful
2. To take extreme care
7. poisonous or cancer causing
9. to slowly eat away
12. components of a product
13. to name or point out
14. burns or ignites easily

Down

3. Something produced by nature or industry
4. To act with another substance in producing a chemical change
5. User of goods and services
6. circulation of air
8. To stop
10. risky or dangerous
11. Notification of danger

read the labels!



- Products are hazardous if they can harm the user or the environment.

- Knowing how to identify hazardous products is the first step to eliminating pollutants from the house.



- Make your home and environment a safer place to live.

When possible, use nonpolluting products at home. Here are some recipes you can make at home!



ALL PURPOSE CLEANER #1

- Mix 1 teaspoon of Borax in 1 quart of warm water
- Use to clean counters, table tops, and other surfaces

ALL PURPOSE CLEANER #2


- Sprinkle baking soda on surface
- Scrub with a damp sponge
- Rinse well with water

Maze Craze

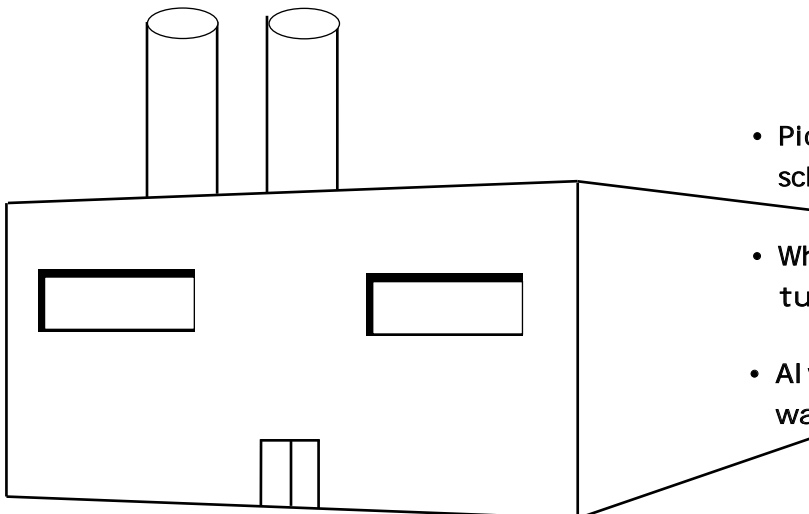


Help Snoop and his friends find their way to the household hazardous waste center!

Start



Waste
Center



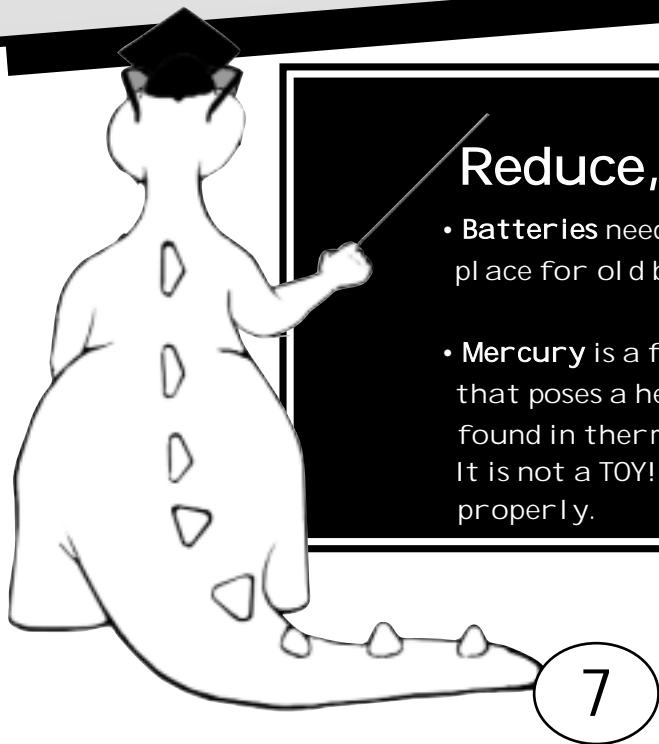
- Pick up litter you find around your home and school. Keep your neighborhood clean.
- When some old plastics are recycled, they can turn into fun toys, art, and other useful items.
- Always pick up after your pets when walking them.

RECYCLING

"Its more than j ust bottl es & newspapers"

Try to unscrabl e these recycl abl e goods, Good Luck!

1. ONLTSLUPat
2. BKOOS
3. ETAEBRITS
4. ALTPICS
5. PEREPSWNA
6. RCDEEU
7. SAGSL
8. UEERS
9. CHLMAICE
10. YECRmru



Reduce, reuse, recycle!

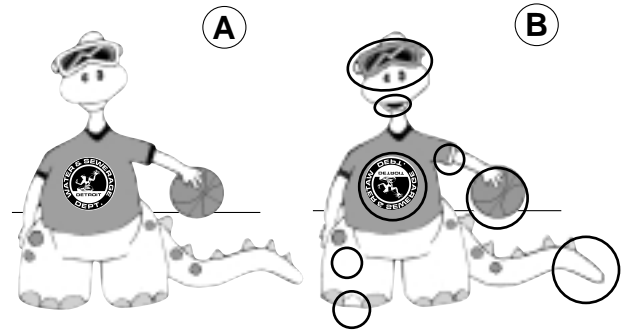
- **Batteries** need to be recycled too! create a place for old batteries at home!
- **Mercury** is a fascinating silver colored metal that poses a health threat. It is most commonly found in thermometers and is highly toxic. It is not a TOY! Please dispose of mercury properly.

Answers

Page 7

1. ONLTLUPAT	POLLUTANTS
2. BKOOS	books
3. ETAEBRITS	BATTERIES
4. ALTPICS	PLASTIC
5. PEREPSWNA	NEWSPAPER
6. RCDEEU	REDUCE
7. SAGSL	glass
8. UEERS	reuse
9. CHLMAICE	chemical
10. YCERmru	MERCURY

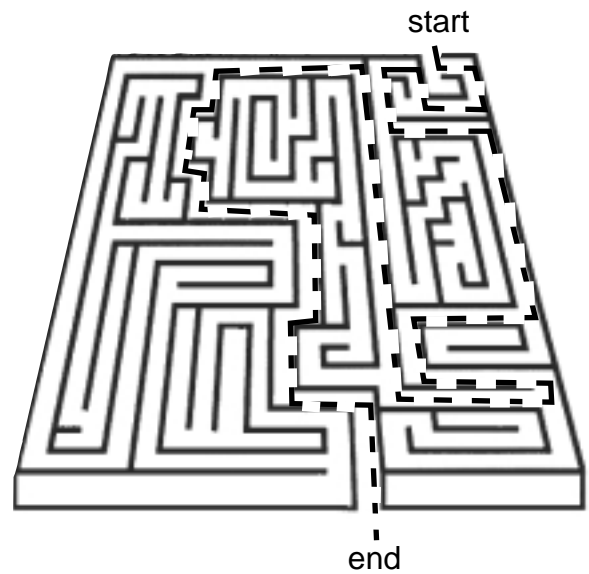
Page 3



Page 4



Page 6



Page 2

